

KPA500 KIT ASSEMBLY MANUAL ERRATA

Rev F9-2, March 9, 2020

MAKE THESE CHANGES TO YOUR MANUAL BEFORE BEGINNING ASSEMBLY

1. **Page A8 (Parts List):** Spacer information is correct as shown in the manual. Item 3 below is incorrect, see correction below.

2. **Page 17, Figure 19:** Replace the figure with the following showing spacers placed on the mounting screws between the front and rear corner tabs on the fan housing.






Figure 19. Installing the Fan

3. **Page A-8 (Parts list):** Add the following at the bottom of the page.

| | | | |
|---|---|---|---------|
|  | Spacer, 1.5" (38mm) should be 1-1/8" (29mm) | 4 | E700260 |
|---|---|---|---------|

4. **Page A-5 (Parts List):** The power transformer mounting bolt is changed from part number E700222 to part number E700420 (3.75" (95.25mm)). The entry should look like this.

| | | | |
|---|--|---|---------|
|  | Bolt, Fully Threaded 5/16-18 3.75" (95.25mm) | 1 | E700420 |
|---|--|---|---------|